

Most cost-effective commercial grade platform
 Scalable commercial platform from 28' - 40' overall lengths
 Commercial grade diesel chassis, up to 300HP engine
 All-aluminum commercial body; 0.125" thick sidewalls
 Multiple slide outs available
 Non-CDL 26,000 lb. GVW for most applications
 Lower cost gasoline version available for 26' - 32' lengths

Gre...
 Multiple...
 Non-CDL 26...
 More industrial...

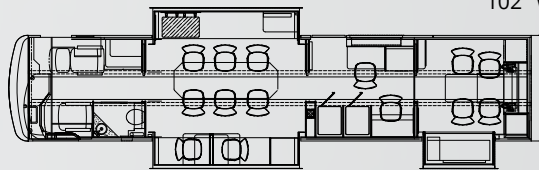
Mobile Command Vehicles

The supplier you can rely on. We have a track record of successful deliveries around the world to both large corporations and well known government agencies. LDV can provide you with a turn-key solution of both custom designed vehicles, specified by you from the ground up or tested models delivered and in-service by agencies around the world.

LDV Fast Facts:

- Incorporated in 1977
- Manufacturing Space: 140,000 sq ft
- Employees: 240
- Certifications: ISO 9001:2008
- Vehicles Delivered: 30,000 +
- 24/7 Parts and Service
- The most comprehensive warranty in the industry

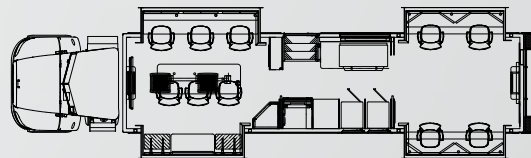
Winnebago RV 33' & 38' Gas/Diesel*



The ultimate mobile platform

- 32' - 38' overall length provides 26' - 31' of interior space
- Tremendous amount of "basement" storage
- 102" width; multiple slide outs possible
- Up to 340HP diesel engine
- Lowest cost platform
- Non-CDL requirement

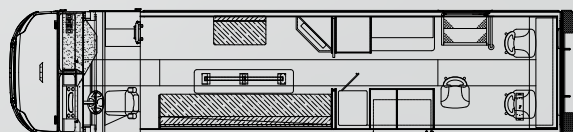
Medium/Heavy Duty Cab Chassis 30' - 45'



Great selection of chassis types and brands

- Flexible commercial platform from 28' - 40'+ overall lengths
- Variety of all-aluminum commercial bodies to choose from
- Greater cab comfort; extended, crew and quad cab options
- Non-CDL for most applications
- Multiple slide outs available
- Diesel or gasoline
- 4x2 or 4x4 available

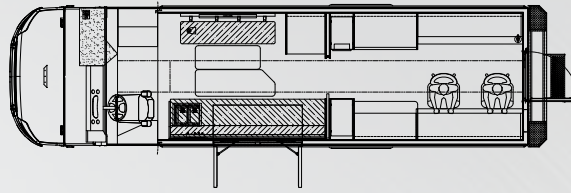
MT-55 Freightliner ULSD Walk-in 30' - 40'*



Low floor height

- 30' - 40' overall length provides 20' - 30' of interior space
- 96" width; multiple slide outs possible
- Non-CDL for most applications
- Up to 300HP diesel engine
- Open concept with cab
- Flexible design
- 30 year shell life expectancy

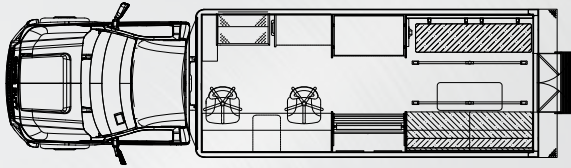
Ford F59 Gas/Petrol Walk-in Van 20' - 32'*



Low floor height

20' - 32' overall length provides 20' - 22' of interior space
 Tremendous amount of "basement" storage
 96" width; slide outs possible
 Up to 300HP gas engine
 Flexible design
 Non-CDL requirement
 30 year shell life expectancy

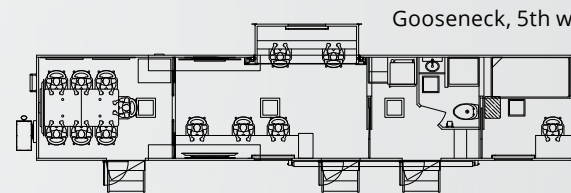
Ford F550/Ram 5500/Isuzu 20' - 29'



Most popular entry

20' - 29' overall length provides 9' - 18' of interior space
 Up to 600HP diesel engine
 4x2 or 4x4 available
 CDL requirement
 20 year shell life expectancy

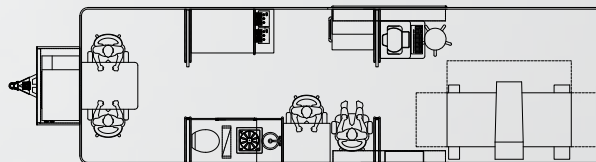
Trailer Gooseneck/5th Wheel 24' - 53'



Towable, flexible option with lengths up to 53'

Variety of options: steel frame, all-aluminum, electric or air brakes
 Separate tow-vehicle allows unit to be parked at location
 Gooseneck, 5th wheel, and semi-trailer options
 Slide outs possible
 CDL requirement likely

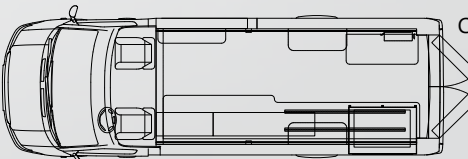
Trailer Towable 12' - 30'



Towable, flexible option with lengths up to 30'

Variety of options: steel frame, all-aluminum, electric or air brakes
 Bumper-pull, 5th wheel, gooseneck and semi-trailer options
 Slide outs possible
 Non-CDL in most cases
 Low cost entry

Ford Transit/Sprinter Van/E450



Variety of commercial aluminum and FRP bodies

Cost-effective smaller and lighter platform for 21'- 26' lengths
 Variety of commercial aluminum and FRP bodies
 Crawl-through and walk-through options
 Good cab comfort, easy to drive
 Non-CDL GVWR (10,200 - 14,500 lbs)
 Diesel or gasoline chassis