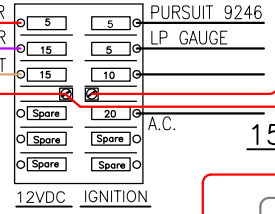
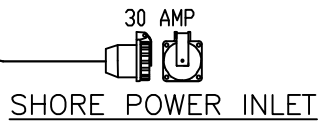
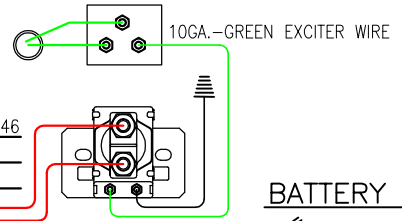


Lighter fuse not on grum/olson body's Fuse located in freightliner fuse block (Labeled Batt 30 amp)

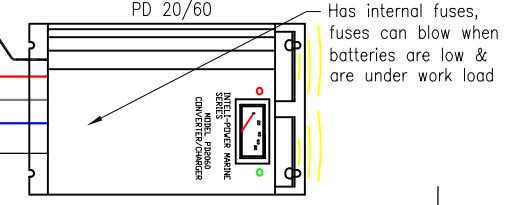
LDV AUX FUSE PANEL



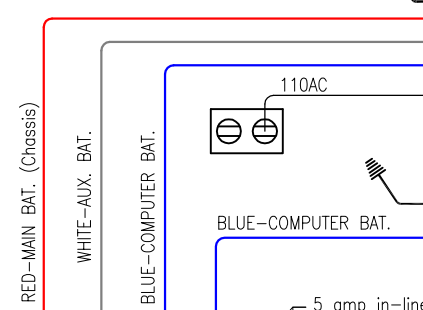
MINI ISOLATOR



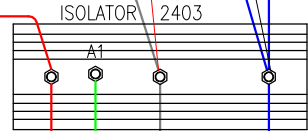
BATTERY CHARGER/CONVERTER



15 VOLT SOLENOID



INVERTER



- ISOLATOR LOCATION**
1. PASSANGER SIDE UNDER DASH, BEHIND CARPETED PANEL
 2. BEHIND KNIFE DISPLAY
 3. BEHIND DRIVER SEAT

LEECE NEVILLE ALTERNATOR OR DELCO 200amp ALTERNATOR (2002 - 2005)

Engine:5.9Cummins Diesel
Body:Morgan/Utilmaster

UNDER HOOD CURB SIDE



180 Industrial Dr.
Burlington, WI 53105
www.ldvusa.com
Phone 800 558-5986
Fax: 262 767-2529